


**MATERIAL AND FINISH:**

Insulator: PC (Polycarbonate), color black, UL-94V-0 rated

Contacts: Brass, Nickel plated

**ELECTRICAL SPECIFICATIONS:**

Inlet Current rating: 10 A 

Fuse Holder Current rating: 3A 

Voltage rating: 250 VAC

Insulation resistance: 100 Mohm min. at 500 VDC


Dielectric withstanding voltage: 2000 VAC for one minute


RoHS  
COMPLIANT

**ORDERING CODE:**

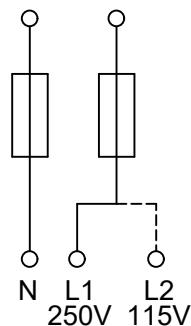
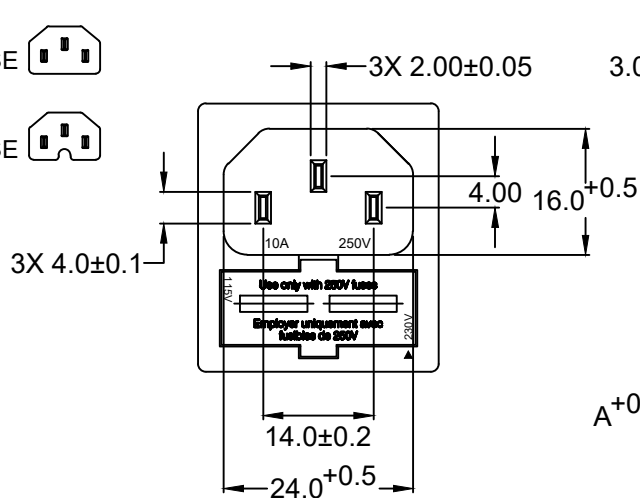
42R45-314 - - -  
1 2

**1) ELECTRICAL CIRCUIT CONFIGURATION**

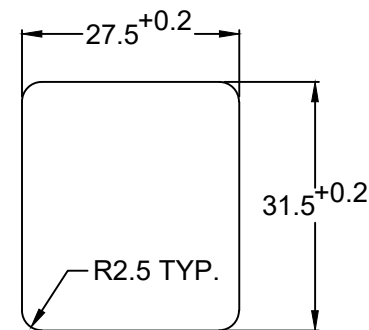
1 = 10A 250V 70°C  
2+GROUND 2 FUSE 

2 = 10A 250V 120°C  
2+GROUND 2 FUSE 

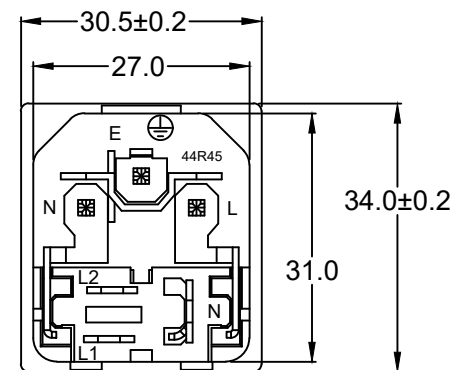
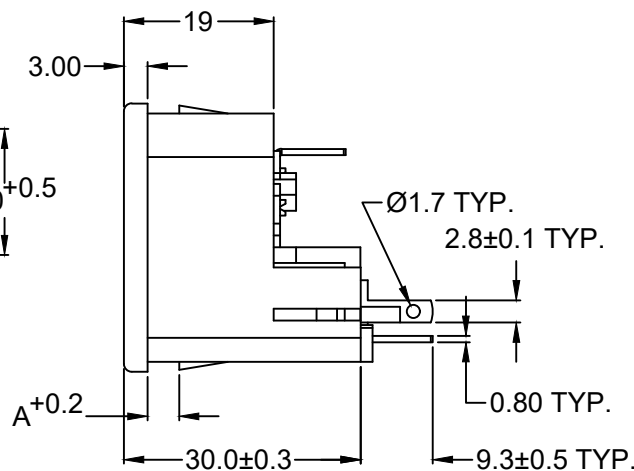
**2) PANEL THICKNESS**



**CIRCUIT**



**RECOMMENDED  
PANEL CUTOUT**



REVISIONS		CHANGE	CHK	CHK	APPR
REV	DATE	9/7/17			
A		1/1/022			
B					

P/N	A	MAX. PANEL THICKNESS
42R45-314X-150	1.5	1.5
42R45-314X-200	2.0	2.0
42R45-314X-250	2.5	2.5

ADDITIONAL PANEL THICKNESS  
AVAILABLE ON REQUEST

TOLERANCE UNLESS OTHERWISE SPECIFIED	
X	± 1
X.X	± 0.4
X.XX	± 0.20

DRAWN BY	GQ	DATE:	11/26/01
CHECK BY	PB	DATE:	12/04/01
APPR BY	TD	DATE:	12/04/01

**Power Dynamics, Inc.**

Phone: 973 560-0019 Whippany, New Jersey Fax: 973 560-0076

PART: IEC 60320 APPL. INLET, VOLTAGE SELECTOR  
WITH FUSE HOLDER, SOLDER TERMINALS; SNAP-IN

PART #: <b>42R45-314X-XXX</b>		SHEET 1 of 1
SIZE: A	ALL DIMENSIONS FOR REFERENCE ONLY DIMENSIONS ARE IN MILLIMETERS	REV: B
SCALE: NTS		